

MOTORS WITH POWER UP TO 850 W

LGS SERIES - Non reversible

WATT: 430 / Consumption: 600 NI/1'

DATA SHEET LGS2D



1. Cylindrical keyed shaft
2. Grip zone
3. Air inlets
4. Air exhaust

Technical sheet

Right rotation - Model	LGS2D
Right rotation - Code	8711189
Speed rpm - No-load	3100
Speed rpm - at Max Power	1600
Torque Nm - at Max Power	2,6
Torque Nm - Stall Torque	4,2

CHARACTERISTICS OF SHAPE

The normal delivery condition: cylindrical shaft and body as shown in the photo.

Optional:

Shaft

- threaded - indication /AF (left rotation excluded - subject to checks for reversible)

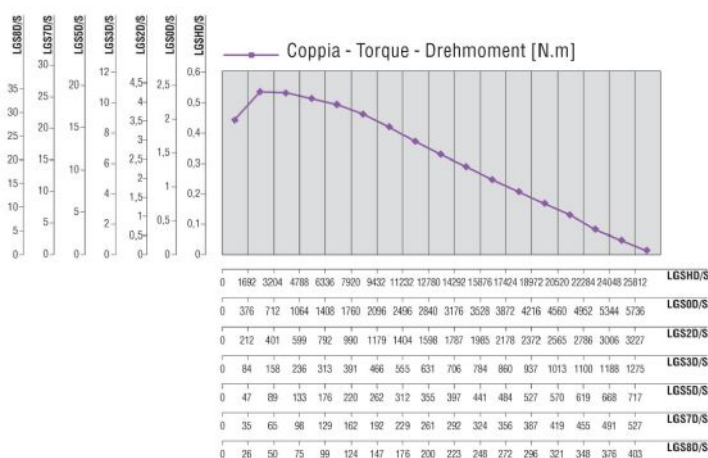
- conical - indication /AC

- with collets - indication / AP

Body

- with diamond flange coupling

PERFORMANCE FIGURES



MOTORS WITH POWER UP TO 850 W

LGS SERIES - Non reversible

WATT: 430 / Consumption: 600 NI/1'

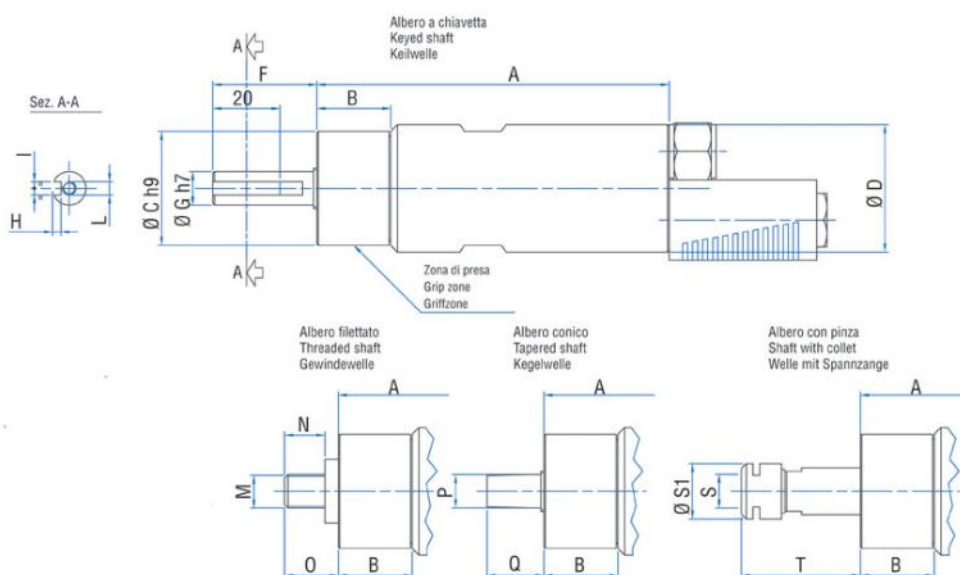
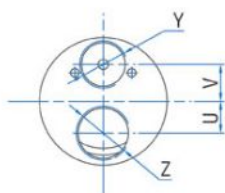
DATA SHEET
LGS2D

RADIAL AND AXIAL LOADS

Model	Code	Fr (N)	Fa (N)	Co (N)
LGS2D	8711189	1000	1850	3750

OVERALL DIMENSIONS

Serie LGS Non reversibili
Series Non-reversible
Serie Nicht umsteuerbar



Model	Code	A	B	C	D	F	G	H	I	L	M	N	O	P	Q	S
LGS2D	8711189	118,5	26,5	40	42	36	13	3	5	M5	1/2"x20UNF	16	20,5	B12	21	ER16