

MOTORS WITH POWER UP TO 850 W

P SERIES - Non reversible

WATT: 640 / Consumption: 950 NI/1'

DATA SHEET
P20D



1. Cylindrical keyed shaft
2. Grip zone
3. Air inlet
4. Air exhaust

Technical sheet

Right rotation - Model	P20D
Right rotation - Code	8711134
Speed rpm - No-load	2500
Speed rpm - at Max Power	1250
Torque Nm - at Max Power	4,8
Torque Nm - Stall Torque	6,6

CHARACTERISTICS OF SHAPE

The normal delivery condition: cylindrical shaft and body as shown in the photo.

Optional:

Shaft

- threaded - indication /AF (left rotation excluded - subject to checks for reversible)

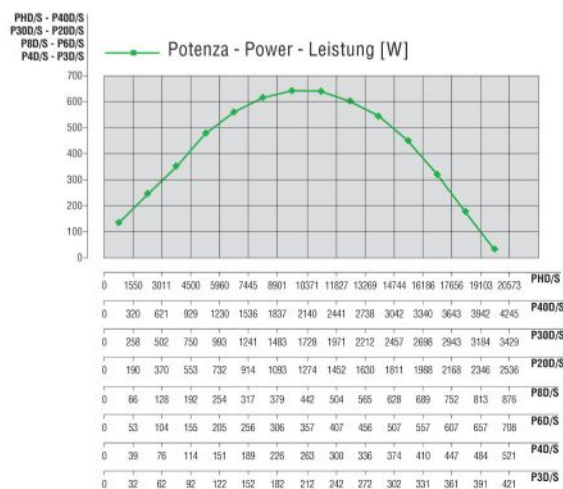
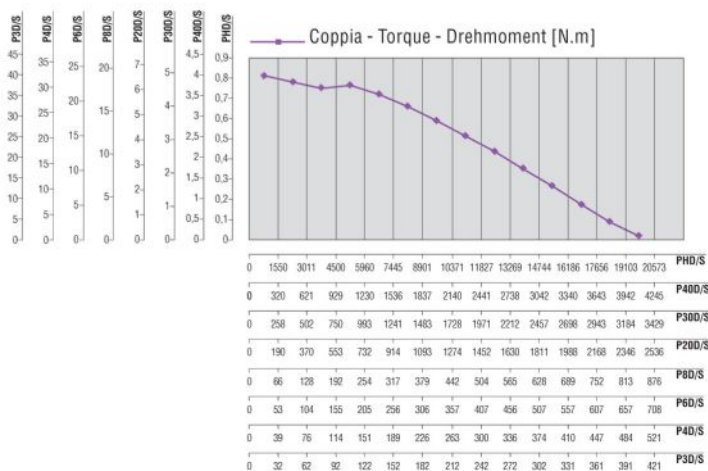
- conical - indication /AC

- with collets - indication /AP

Body

- with diamond flange coupling

PERFORMANCE FIGURES



MOTORS WITH POWER UP TO 850 W

P SERIES - Non reversible

WATT: 640 / Consumption: 950 NI/1'

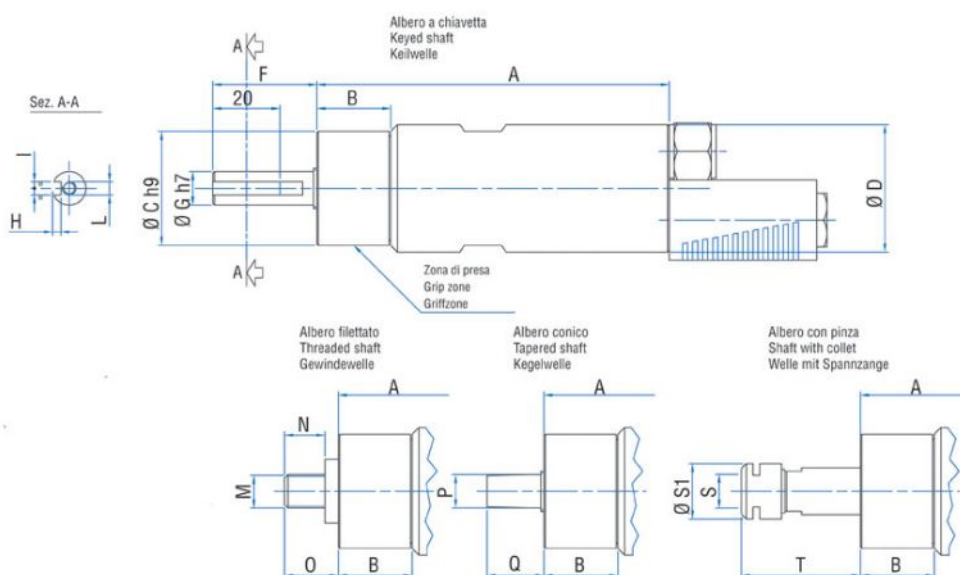
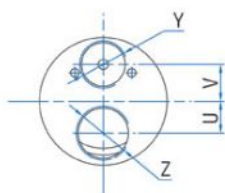
DATA SHEET
P20D

RADIAL AND AXIAL LOADS

Model	Code	Fr (N)	Fa (N)	Co (N)
P20D	8711134	2050	2350	4750

OVERALL DIMENSIONS

Serie P Non reversibili
Series P Non-reversible
Serie P Nicht umsteuerbar



Model	Code	A	B	C	D	F	G	H	I	L	M	N	O	P	Q	S	S
P20D	8711134	126	31	48	50	31,5	14	3	5	M6	1/2"x20UNF	16	20,5	B12	26	ER16	2