

## MOTORS WITH POWER UP TO 850 W

P SERIES - Non reversible

WATT: 640 / Consumption: 950 NI/1'

## DATA SHEET

P3D



1. Cylindrical keyed shaft
2. Grip zone
3. Air inlet
4. Air exhaust

### Technical sheet

Right rotation - Model	P3D
Right rotation - Code	8711139
Speed rpm - No-load	400
Speed rpm - at Max Power	210
Torque Nm - at Max Power	28,7
Torque Nm - Stall Torque	39,6

### CHARACTERISTICS OF SHAPE

The normal delivery condition: cylindrical shaft and body as shown in the photo.

Optional:

Shaft

- threaded - indication /AF (left rotation excluded - subject to checks for reversible)

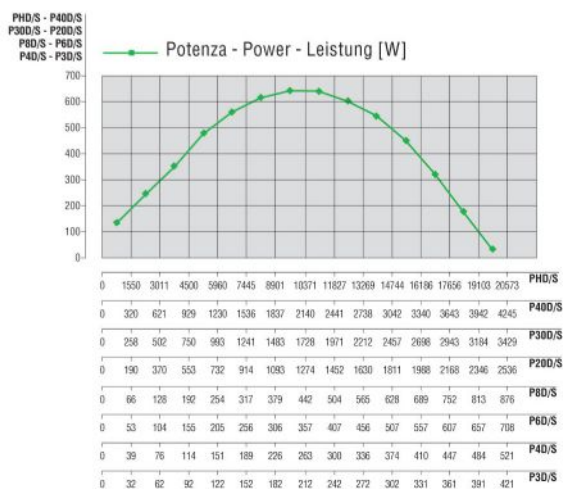
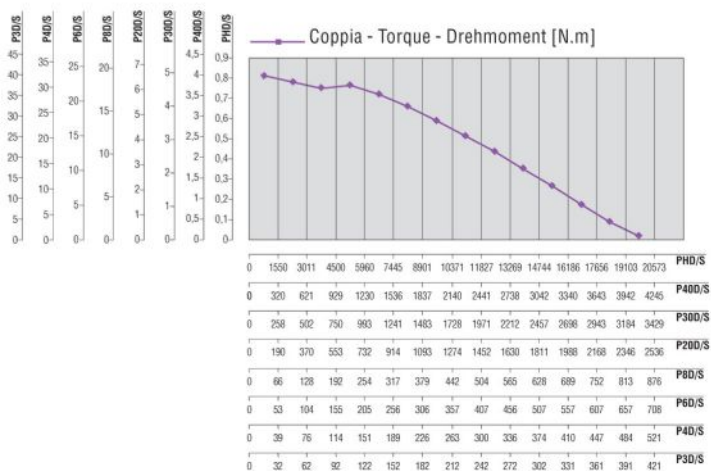
- conical - indication /AC

- with collets - indication /AP

Body

- with diamond flange coupling

### PERFORMANCE FIGURES



## MOTORS WITH POWER UP TO 850 W

P SERIES - Non reversible

WATT: 640 / Consumption: 950 NI/1'

DATA SHEET

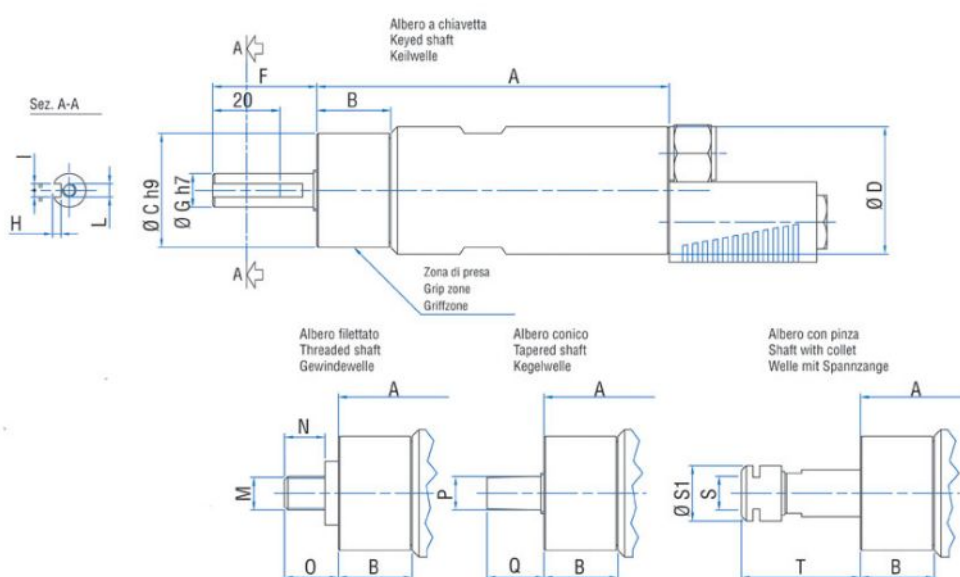
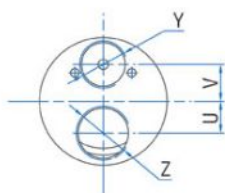
P3D

### RADIAL AND AXIAL LOADS

Model	Code	Fr (N)	Fa (N)	Co (N)
P3D	8711139	2050	2350	4750

### OVERALL DIMENSIONS

Serie P Non reversibili  
Series P Non-reversible  
Serie P Nicht umsteuerbar



Model	Code	A	B	C	D	F	G	H	I	L	M	N	O	P	Q	S	S
P3D	8711139	154	59	48	50	31,5	14	3	5	M6	1/2"x20UNF	16	20,5	B12	26	ER16	2