

MOTORS WITH POWER UP TO 850 W

P SERIES - Non reversible

WATT: 640 / Consumption: 950 NI/1'

DATA SHEET
PHS



1. Cylindrical keyed shaft
2. Grip zone
3. Air inlet
4. Air exhaust

Technical sheet

Left rotation - Model	PHS
Left rotation - Code	8721131
Speed rpm - No-load	20000
Speed rpm - at Max Power	10300
Torque Nm - at Max Power	0,6
Torque Nm - Stall Torque	0,8

CHARACTERISTICS OF SHAPE

The normal delivery condition: cylindrical shaft and body as shown in the photo.

Optional:

Shaft

- threaded - indication /AF (left rotation excluded - subject to checks for reversible)

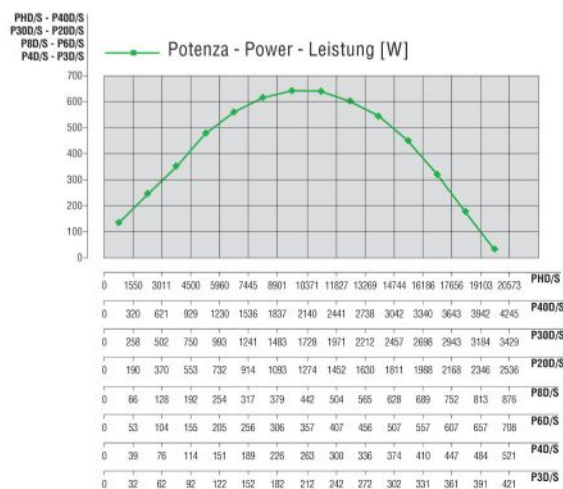
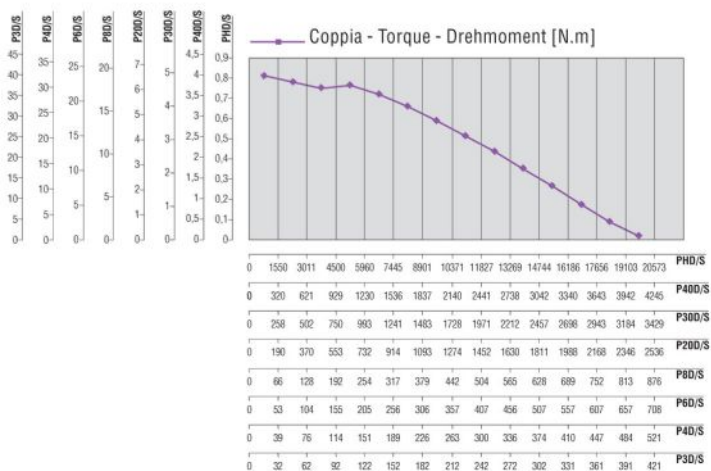
- conical - indication /AC

- with collets - indication /AP

Body

- with diamond flange coupling

PERFORMANCE FIGURES



MOTORS WITH POWER UP TO 850 W

P SERIES - Non reversible

WATT: 640 / Consumption: 950 NI/1'

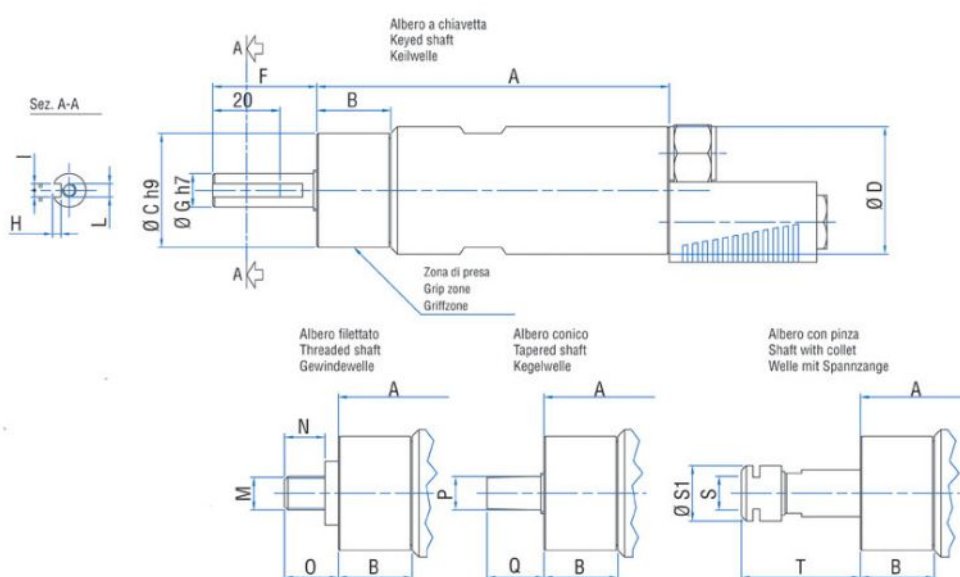
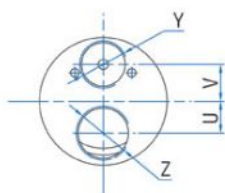
DATA SHEET
PHS

RADIAL AND AXIAL LOADS

Model	Code	Fr (N)	Fa (N)	Co (N)
PHS	8721131	1300	2350	4750

OVERALL DIMENSIONS

Serie P Non reversibili
Series P Non-reversible
Serie P Nicht umsteuerbar



Model	Code	A	B	C	D	F	G	H	I	L	M	N	O	P	Q	S
PHS	8721131	126	31	48	50	31,5	14	/	/	M6	1/2"x20UNF	16	20,5	B12	26,5	ER16